



U.S. Department
of Transportation
**Federal Highway
Administration**

August 15, 2022

1200 New Jersey Ave., SE
Washington, D.C. 20590

In Reply Refer To:
HSST-1/WZ-439

Greg Spear
The Cortina Companies, Cortina Safety Products
10706 West Grand Ave,
Franklin Park, IL 60131
United States of America

Dear Mr. Spear:

We received your correspondence of December 29, 2021 requesting issuance of a reimbursement eligibility letter under the Federal-aid highway program for the roadside safety system, device, design, product, or hardware (collectively “device”) described below. This letter is assigned Federal Highway Administration (FHWA) control number WZ-439.

ELIGIBILITY LETTERS

The FHWA issues Federal-aid reimbursement eligibility letters for new roadside safety devices that are crash tested in accordance with the industry standard of the American Association of State Highway and Transportation Officials (AASHTO) Manual for Assessing Safety Hardware (MASH).

FHWA, the Department of Transportation, and the United States (government) do not regulate roadside safety devices, crash test facilities, or the manufacturing industry. Issuance of eligibility letters is discretionary and provided only as a service to the states. FHWA may, at its discretion, decline to issue, revise, or rescind an eligibility letter. Eligibility letters are only issued by the FHWA headquarters Office of Safety.

Eligibility letters are issued only as notice to the states that a device is eligible for reimbursement under the Federal-aid highway program. They do not establish approval or certification for any other purpose. Issuance of an eligibility letter is not a prerequisite or requirement for state transportation agencies seeking to use Federal-aid funds for roadside safety devices. State agencies may use a device for which an eligibility letter has not been issued and seek Federal-aid reimbursement.

FEDERAL-AID REIMBURSEMENT

The request for issuance of this letter certified the device was crash tested in accordance with the industry standard of AASHTO’s MASH. This eligibility letter is based on that certification and the material offered in support of its issuance. The device described below is eligible for reimbursement under the Federal-aid highway program.

Name of system: Cortina Steelcade Type II Barricade
Type of system: Work Zone
Test Level: Test Level 3
Testing conducted by: Applus IDIADA KARCO Engineering, LLC
Date of request: December 29, 2021

Information about the device, including material such as the eligibility request, crash test reports, drawings, or images are included in one or more attachment(s) to this letter.

Eligibility letter WZ-439 is inapplicable to devices, optional equipment, alternate materials, or other features that were not crash tested in accordance with AASHTO's MASH.

This letter is issued only for the subject device as crash tested under AASHTO's MASH. Later modification(s) of the device are not eligible for Federal-aid reimbursement under this letter. Notice of later modification(s) should be given to transportation agencies, facility owners, and operators (collectively "agencies").

Agencies should be provided appropriate information about the device's design, installation, maintenance, materials, and mechanical properties.

Issuance of this letter is discretionary, and it may be revised or rescinded at FHWA's discretion. This letter is not a determination of compliance with the Manual on Uniform Traffic Control Devices for Streets and Highways (MUTCD) or ownership of any intellectual property rights.

This eligibility letter is not a determination by the government that a crash involving the subject device will result in any particular outcome. It is limited to only the device's eligibility for Federal-aid reimbursement.

INTELLECTUAL PROPERTY

Issuance of this eligibility letter does not convey property rights of any sort nor any exclusive privilege. This letter is not authorization or consent by the government for the use, manufacture, or sale of any patented or proprietary system, device, design, product, or hardware for which the requester is not the patent owner. Eligibility letters are not an expression of any view, position, or determination by the government as to the validity, scope, or ownership of any intellectual property rights to a specific device. These letters do not grant, impute, suggest, or otherwise establish any ownership, distribution, or licensing rights to the requester. The government expresses no opinion about the intellectual property rights relating to any device for which this or any other eligibility letter is issued.

PUBLIC DISCLOSURE

To prevent any misunderstanding, and as discussed above, this eligibility letter is assigned FHWA control number WZ-439. It should only be reproduced in full with its attachment(s). This letter and the material offered by the requester supporting its issuance is public information. All eligibility letters and supporting material are subject to public disclosure under the Freedom

of Information Act (FOIA). Eligibility letters are available to the public at https://safety.fhwa.dot.gov/roadway_dept/countermeasures/reduce_crash_severity/.

If you have any questions please contact Aimee Zhang at Aimee.Zhang@dot.gov.

Sincerely,

A handwritten signature in black ink that reads "Michael S. Griffith". The signature is written in a cursive style with a large, stylized "M" and "G".

Michael S. Griffith
Director, Office of Safety Technologies
Office of Safety

Enclosures

Request for Federal Aid Reimbursement Eligibility of Highway Safety Hardware

| | | | |
|------------------|------------------|----------------------------------------------------------------------|-------------------------------------------------------------------------|
| Submitter | Date of Request: | December 29, 2021 | <input checked="" type="radio"/> New <input type="radio"/> Resubmission |
| | Name: | Greg Spear | |
| | Company: | The Cortina Companies, Cortina Safety Products | |
| | Address: | 10706 West Grand Ave, Franklin Park, IL 60131 | |
| | Country: | United States of America | |
| | To: | Michael S. Griffith, Director FHWA, Office of Safety Technologies | |

I request the following devices be considered eligible for reimbursement under the Federal-aid highway program.

Device & Testing Criterion - Enter from right to left starting with Test Level

!-!-!

| System Type | Submission Type | Device Name / Variant | Testing Criterion | Test Level |
|------------------------------------------------------|-------------------------------------------------------------------------------------------------------|-------------------------------------|-------------------|------------|
| 'WZ': Crash Worthy Work Zone Traffic Control Devices | <input checked="" type="radio"/> Physical Crash Testing <input type="radio"/> Engineering Analysis | Cortina Steelcade Type II Barricade | AASHTO MASH | TL3 |

By submitting this request for review and evaluation by the Federal Highway Administration, I certify that the product(s) was (were) tested in conformity with the AASHTO Manual for Assessing Safety Hardware and that the evaluation results meet the appropriate evaluation criteria in the MASH.

Individual or Organization responsible for the product:

| | | |
|----------------------------------------------------------------------------------------------------------------------------------------------------------------------------------------------------------------------------------------------------------------------------------------------------------------------------------------------------------------------------------------------------------------------------------------------------------------------------------------------------------------------------------------------------------------------------------------------------------------------------------------------------------------------------------------------------------------------------------------------|------------------------------------------------|-------------------------------------------------------|
| Contact Name: | Greg Spear | Same as Submitter <input checked="" type="checkbox"/> |
| Company Name: | The Cortina Companies, Cortina Safety Products | Same as Submitter <input checked="" type="checkbox"/> |
| Address: | 10706 West Grand Ave, Franklin Park, IL 60131 | Same as Submitter <input checked="" type="checkbox"/> |
| Country: | United States of America | Same as Submitter <input checked="" type="checkbox"/> |
| Enter below all disclosures of financial interests as required by the FHWA 'Federal-Aid Reimbursement Eligibility Process for Safety Hardware Devices' document. | | |
| The Cortina Companies, Cortina Safety Products is the manufacturer and marketer of device. | | |
| Applus IDIADA KARCO Engineering, LLC (IDIADA KARCO) is an independent research and testing laboratory having no affiliation with any other entity. IDIADA KARCO is actively Involved In data acquisition and compliance/certification testing for a variety of government agencies and equipment manufacturers. The principals and staff of IDIADA KARCO have no past or present financial, contractual or organizational interest in any company or entity directly or indirectly related to the products that KARCO tests. If any financial interest should arise, other than receiving fees for testing, reporting, etc., with respect to any project, the company will provide, In writing, a full and immediate disclosure to the FHWA. | | |

PRODUCT DESCRIPTION

- New Hardware or Significant Modification
 Modification to Existing Hardware

Product Description of The Cortina Companies Steelcade Type II Barricade
 The Cortina Steelcade Type II Barricade is a work-zone traffic control device.

Further Description:

The as-tested Cortina Steelcade Type II Barricade consisted of four (4) legs, four (4) panels, and one (1) optional standard D-Cell barricade light. The as-tested device had a total assembled weight of 17.5 lbs (7.9 kg). The barricade was tested with one (1) 30 lbs (13.6 kg) sandbag.

The Steelcade is mainly constructed of steel legs and copolymer polypropylene panels.

The four (4) legs are 45.0 in. (1143 mm) long and 2.4 in. (66.7 mm) wide. Two (2) legs are installed on each side of the barricade with each pair being hinged at the top to allow the device to collapse flat when not deployed. Four (4) panels are attached to the legs. The top panels measure 24.25 in. (616 mm) long by 12.0 in. (305 mm) wide. The bottom panels measure 24.25 in. (616 mm) long by 8.0 in. (203 mm) wide. In its deployed state, the barricade measures 24.25 in. (616 mm) wide by 38.5 in. (978 mm) long by 41.0 in. (1041 mm) tall. For this test, a D-Cell Barricade Light was bolted to the top of the barricade.

CRASH TESTING

By signature below, the Engineer affiliated with the testing laboratory, agrees in support of this submission that all of the critical and relevant crash tests for this device listed above were conducted to meet the MASH test criteria. The Engineer has determined that no other crash tests are necessary to determine the device meets the MASH criteria.

| | | |
|---------------------|-------------------------------------|------------------------------------------------------------------------------------------------------------------------------------------|
| Engineer Name: | Noah Partida | |
| Engineer Signature: | Noah Partida | Digitally signed by Noah Partida DN: cn=Noah Partida, o, ou, email=noah.partida@idiada.com, c=US Date: 2022.05.06 10:40:33 -07'00' |
| Address: | 9270 Holly Road, Adelanto, CA 92301 | Same as Submitter <input type="checkbox"/> |
| Country: | United States of America | Same as Submitter <input checked="" type="checkbox"/> |

A brief description of each crash test and its result:

| Required Test Number | Narrative Description | Evaluation Results |
|----------------------|-----------------------------------------------------------------------------------------------------------------------------------------------------------------------------------------------------------------------------------------------------------------------------------------------------------|----------------------------------|
| 3-70 (1100C) | Designed to evaluate the ability of a small vehicle to activate any breakaway, fracture, or yielding mechanism. Is considered optional for work-zone traffic control devices weighing less than 220 lbs (100 kg). The as-tested device weighed 17.5 lbs (7.9 kg) and therefore Test 70 was not performed. | Non-Relevant Test, not conducted |

| Required Test Number | Narrative Description | Evaluation Results |
|----------------------|-------------------------------------------------------------------------------------------------------------------------------------------------------------------------------------------------------------------------------------------------------------------------------------------------------------------------------------------------------------------------------------------------------------------------------------------------------------------------------------------------------------------------------------------------------------------------------------------------------------------------------------------------------------------------------------------------------------------------------------------------------------------------------------------------------------------------------------------------------------------------------------------------------------------------------------------------------------------------------------------------------------------------------------------------------------------------------------------------------------------------------------------------------------|--------------------|
| 3-71 (1100C) | <p>An 1100C test vehicle approached the test article at a nominal speed of 62 mph. The Cortina Steelcade Type II Barricade impacted was oriented at 0° and at 90°. The test vehicle impacted the 0° CIA device at a speed of 63.93 mph (102.88 km/h). The vehicle's front bumper first made contact with the lower panel. Upon impact, the panel and collapsible legs deformed around the vehicle's front end and partially separated as the vehicle proceeded forward. The D-Cell light impacted the hood but stayed intact. The occupant compartment was not penetrated and the MASH deformation limits were not exceeded. The test vehicle impacted the 90° CIA device at a velocity of 61.53 mph (99.03 km/h). The vehicle's front bumper contacted the legs. The device deformed around the vehicle's front end and the D-Cell light snapped at the neck. The main body was thrown to the side after impact while the D-Cell light flew directly over the car. The occupant compartment was not penetrated and the MASH deformation limits were not exceeded. The Cortina Steelcade Type II Barricade met all the requirements for MASH Test 3-71.</p> | PASS |
| 3-72 (2270P) | <p>A 2270P test vehicle approached the test article at a nominal speed of 62 mph. The Cortina Steelcade Type II Barricade impacted was oriented at 0° and at 90°. The test vehicle impacted the 0° CIA device at a speed of 62.24 mph (100.17 km/h). The vehicle's front bumper first made contact with the lower copolymer polypropylene panel. Upon impact, the panel and posts deformed around the vehicle's front. The occupant compartment was not penetrated and the MASH deformation limits were not exceeded. The test vehicle impacted the 90° CIA device at a velocity of 60.66 mph (97.62 km/h). The vehicle's front bumper made contact with the device's posts. The device deformed around the vehicle's front end. The occupant compartment was not penetrated and the MASH deformation limits were not exceeded. The Cortina Steelcade Type II Barricade met all the requirements for MASH Test 3-72.</p> | PASS |

Full Scale Crash Testing was done in compliance with MASH by the following accredited crash test laboratory (cite the laboratory's accreditation status as noted in the crash test reports.):

| | | |
|------------------------------------------------------------------------------|------------------------------------------------------------------------------------------------------------------------------------------------------------------------------------|-------------------------------------------------------|
| Laboratory Name: | Applus IDIADA KARCO Engineering, LLC. | |
| Laboratory Signature: | Noah Partida <small>Digitally signed by Noah Partida DN: cn=Noah Partida, o, ou, email=noah.partida@idiada.com, c=US Date: 2022.05.06 10:40:48 -07'00'</small> | |
| Address: | 9270 Holly Road, Adelanto, CA 92301 | Same as Submitter <input type="checkbox"/> |
| Country: | United States of America | Same as Submitter <input checked="" type="checkbox"/> |
| Accreditation Certificate Number and Dates of current Accreditation period : | TL 371: July 1, 2019 - July 1, 2022 | |

Submitter Signature*: **Greg Spear**

Digitally signed by Greg Spear
Date: 2022.05.06 12:49:26 -05'00'

Submit Form

ATTACHMENTS

Attach to this form:

- 1) Additional disclosures of related financial interest as indicated above.
- 2) A copy of the full test report, video, and a Test Data Summary Sheet for each test conducted in support of this request.
- 3) A drawing or drawings of the device(s) that conform to the Task Force-13 Drawing Specifications [[Hardware Guide Drawing Standards](#)]. For proprietary products, a single isometric line drawing is usually acceptable to illustrate the product, with detailed specifications, intended use, and contact information provided on the reverse. Additional drawings (not in TF-13 format) showing details that are relevant to understanding the dimensions and performance of the device should also be submitted to facilitate our review.


FHWA Official Business Only:

| Eligibility Letter | | Key Words |
|--------------------|------|-----------|
| Number | Date | |
| | | |

MASH 2016 Test 3-71 Summary

0° CIA

90° CIA



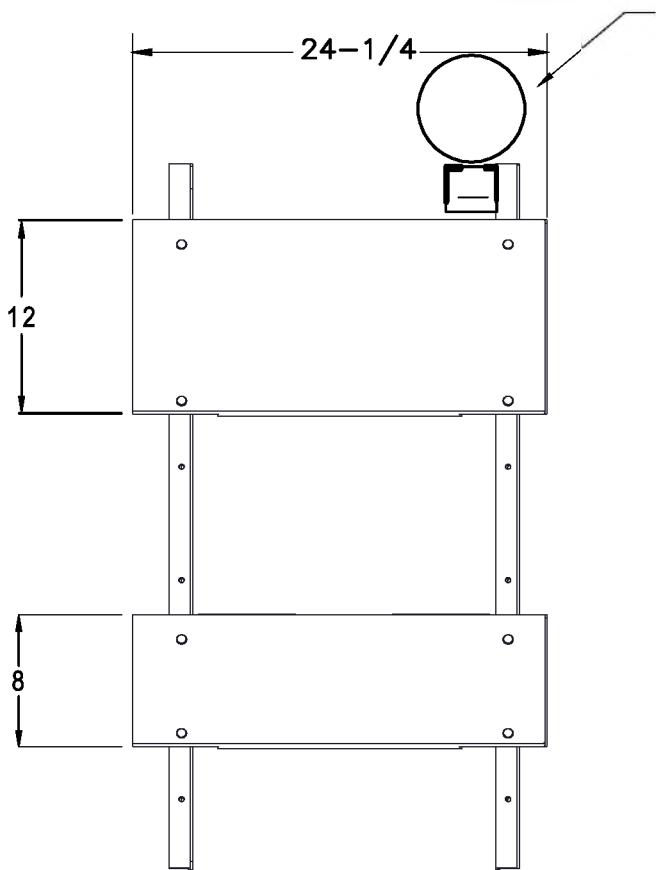
| General Information | |
|----------------------------|-------------------------------------|
| Test Agency..... | Applus IDIADA KARCO |
| Test Number..... | P40329-01 |
| Test Designation..... | 3-71 |
| Test Date..... | 3/5/21 |
| Test Article | |
| Name / Model..... | Cortina Steelcade Type II Barricade |
| Type..... | Work-Zone Traffic Control Device |
| Device Height | 3.4 ft. (1 m) |
| Key Elements..... | Panels, sand bag bar boards, posts |
| Road Surface..... | Smooth, clean concrete |
| Test Vehicle | |
| Type / Designation..... | 1100C |
| Year, Make, and Model..... | 2016 Kia Rio |
| Curb Mass..... | 2,528.7 lbs (1,147.0 kg) |
| Test Inertial Mass..... | 2,449.3 lbs (1,111.0 kg) |
| Gross Static Mass..... | 2,621.3 lbs (1,189.0 kg) |

| Impact Conditions | |
|-------------------------------------|----------------------------------------------------------------|
| Impact Velocity Device 1..... | 63.93 mph (102.88 km/h) |
| Impact Velocity Device 2..... | 61.53 mph (99.03 km/h) |
| Device 1 Location/ Orientation..... | 15.0 in. (381 mm) From Vehicle Centerline on Passenger Side |
| Device 2 Location/ Orientation..... | 18.7 in. (476 mm) From Vehicle Centerline on Driver Side |
| Device 1 Angle..... | 0.0° |
| Device 2 Angle..... | 90.0° |
| Device 1 Kinetic Energy..... | 334.6 kip-feet (453.7 Kilojoules) |
| Device 2 Kinetic Energy..... | 310.0 kip-feet (420.4 Kilojoules) |
| Minimum KE Required..... | 288 kip-feet (390 Kilojoules) |
| Exit Conditions | |
| Device 1 Exit Velocity..... | 63.07 mph (101.5 km/h) |
| Device 2 Exit Velocity..... | 60.13 mph (96.8 km/h) |
| Vehicle Resting Position..... | 308.6 ft. (94.1 m) Downstream 0.4 ft. (0.1 m) Left |
| Vehicle Stability | Satisfactory |
| 0° - Maximum Roll Angle..... | Did Not Exceed 75° |
| 0° - Maximum Pitch Angle..... | Did Not Exceed 75° |
| 90° - Maximum Roll Angle..... | Did Not Exceed 75° |
| 90° - Maximum Pitch Angle..... | Did Not Exceed 75° |

| Occupant Risk | |
|-------------------------------------------|-----------------------------------------------------|
| Longitudinal OIV..... | Not Applicable* |
| Lateral OIV..... | Not Applicable* |
| Longitudinal RA..... | Not Applicable* |
| Lateral RA..... | Not Applicable* |
| THIV..... | Not Applicable* |
| PHD..... | Not Applicable* |
| ASI..... | Not Applicable* |
| Test Article Deflections | |
| 0° Device Debris Field (longitudinal) ... | 161.4 ft. (49.2 m) |
| 0° Device Debris Field (lateral)... | 18.1 ft. (5.5 m) |
| 90° Device Debris Field (longitudinal)... | 137.5 ft. (41.9 m) |
| 90° Device Debris Field (lateral)..... | 22.5 ft. (6.8 m) |
| Vehicle Damage | |
| Vehicle Damage Scale..... | 12-FD-1 |
| CDC..... | 12FDEN1 |
| Maximum Deformation..... | MASH Deformation Limits Not Exceeded (0.0 in.) 0 mm |

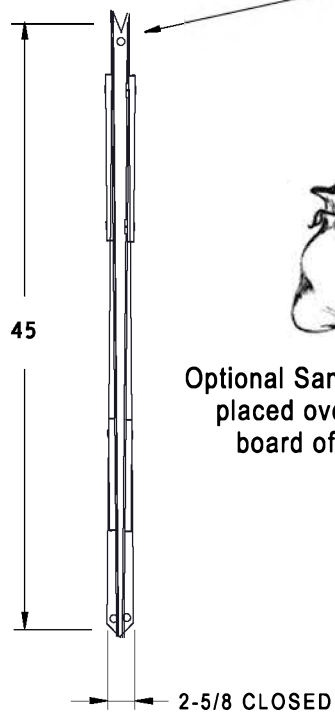
*Not applicable, device weighs less than 220 lbs (100 kg)

Figure 2 Summary of Test 3-71

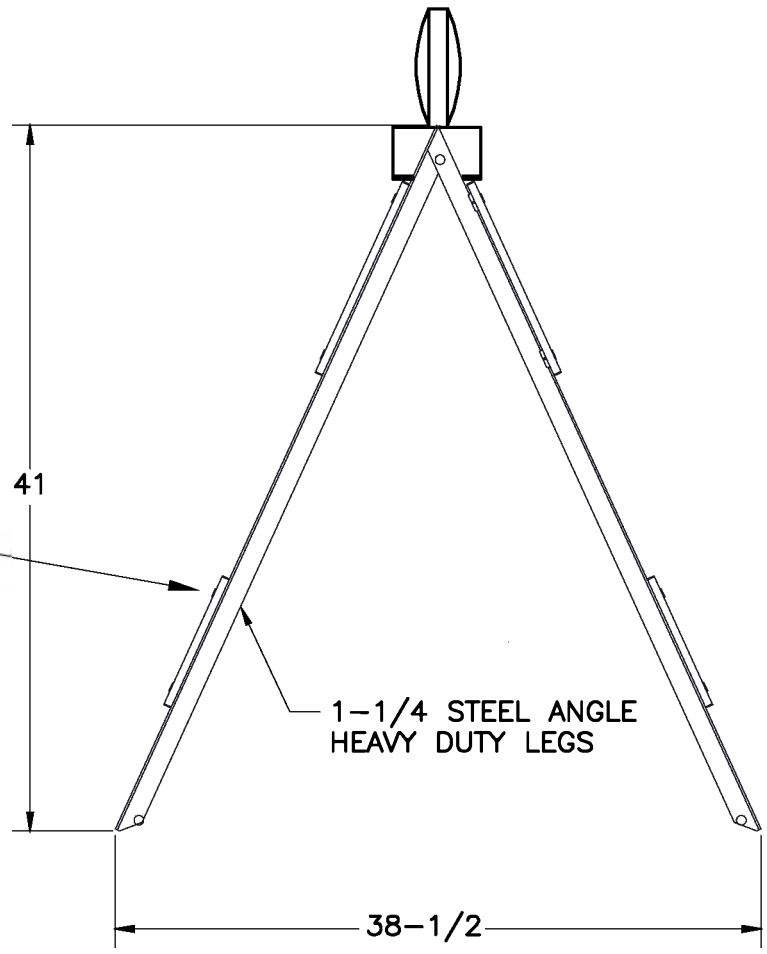


An optional standard D-Cell Barricade light by removing the existing nut & bolt from one side and inserting the standard light bolt from the outside screwing it directly into the barricade light.

FULL 1/2" PIVOT BOLTS WITH NYLON INSERTED LOCKNUTS



Optional Sand Bag may be placed over the lower board of one side.



Specifications

- 1.) Panel Composition Copolymer Polypropylene
- 2.) Steel Leg Color - Galvanized, White or Black Powder Coat
- 3.) Type II
- 4.) Available in all grades of Reflective Sheeting
- 5.) Weight 17.5 lbs.

| 01 | ---- | INITIAL RELEASE | | |
|-----|------|----------------------|----|------|
| REV | REF | REVISION DESCRIPTION | BY | DATE |

| | |
|-----------------------------------------------------------|------------------|
| MATERIAL | COLOR AND FINISH |
| Legs - 14 Gauge Steel Panels - Copolymer Polypropylene | |

THIRD ANGLE PROJECTION

TOLERANCES UNLESS OTHERWISE SPECIFIED

| | |
|-----------------|-----|
| 2 PL DECIMALS ± | N/A |
| 3 PL DECIMALS ± | N/A |
| ANGLES ± | N/A |

CTM Cortina Tool & Molding Co.
10706 WEST GRAND AVENUE, FRANKLIN PARK, IL 60131

STEELCADE TYPE II BARRICADES

| | | | |
|------------|-------------|----------------|----------|
| SCALE AT A | SIZE 1 = 12 | DRAWING NUMBER | REVISION |
| DRAFTER | DATE | | 01 |
| CHECKER | DATE | | |

THIS DRAWING IN DESIGN & DETAIL IS THE PROPERTY OF CORTINA TOOL & MOLDING COMPANY. MATERIAL DESCRIBED & INFORMATION CONVEYED MAY NOT BE COPIED, DIVULGED OR USED FOR MANUFACTURING WITHOUT CONSENT. ALL DESIGN AND INVENTION RIGHTS RESERVED.